



INTERFACE TERMINAL

Features

The junction terminal blocks, combining terminal block with connector, are best suited as interface for sequencers (PLC) or computers.

The printed circuit board connecting the terminal side and connector side eliminates the possibility of mistake for wiring.


The rail mounting type, which satisfies the DIN(35mm) requirements, can be installed on the same rail with other equipments.

The terminal block body comes with seals printed with numbers, so that you can perform wiring efficiently without errors. Blank seals are also available for your own entries as required.

The terminal blocks pitch are 7.62mm or 7.0mm.

The models designed for use with sequencers have the line numbers arranged for corresponding sequencer makers, so that you do not have to worry about the pin numbers if you use a corresponding cable.

Please note that the models introduced in this catalog do not come with cable-side connectors.

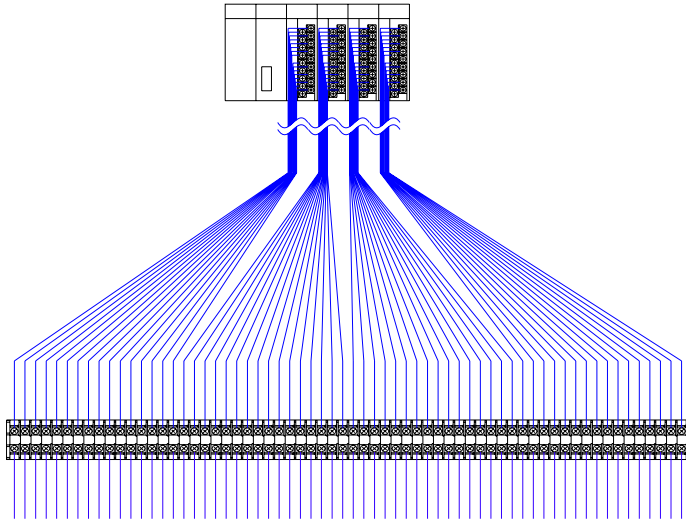


Contents

| | |
|--------------------------------------|----|
| Introduction of TOGI Interface | 2 |
| Designation | 3 |
| PCN series | 4 |
| PCN – 1※□□ | 5 |
| PCN – 2M□□ ※ | 5 |
| PCN – 4F□□ | 6 |
| PCN – 9D□□ | 6 |
| PCN – 3 H 2 5 ※ | 6 |
| PCN7 series Space saving type | 7 |
| PCN7 – 1※□□ | 7 |
| PCN7 – 2M□□ ※ | 8 |
| PCN7 – 4F□□ | 8 |
| PCN7 – 9D□□ | 8 |
| PCN7 – 3 H 2 5 ※ | 9 |
| PCV5 series Sprin lock type | 10 |
| Designation | 10 |
| PCV5 – 1※□□ | 11 |
| PCV5 – 2M□□ 2 ※ | 11 |
| PCV5 – 4F402 | 12 |
| PCV5 – 9D502 | 12 |

Introduction of TOGI Interface

PLC + Terminal Blocks



Demerit

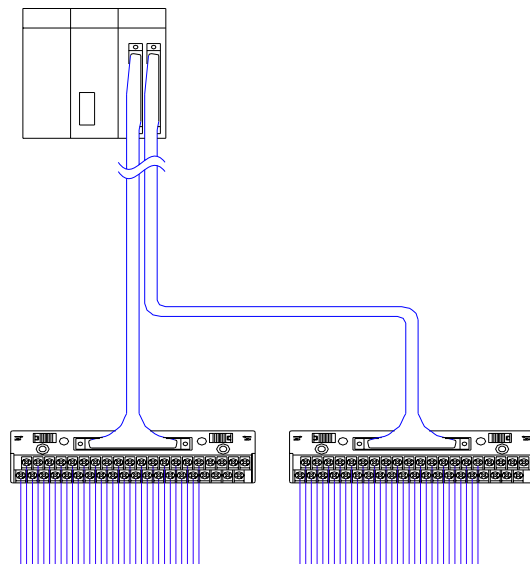
- 1: It is necessary to do a lot of wiring by hand one by one.
- 2: If you use many I/O Modules, it takes up big space and the total cost is high

Merit

If only a few I/O Modules are used, the total cost is cheap

← Terminal blocks

PLC + INTERFACE



Merit

- 1: Easy wiring
- 2: Small space only
- 3: No faulty wiring
- 4: Terminal arrangement is same as Module terminal

Model Designation

Connector Terminal Block

PCN - 2 M 50 (A)

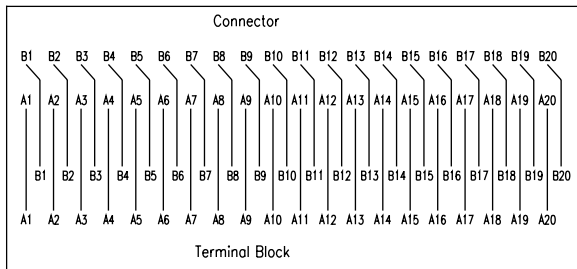
Series

PCN : Terminal pitch is 7.62mm
 PCN7: Terminal pitch is 7.0 mm

Male or Female
 of connector

A: Male
 B: Female

One-for-one connection



Number of poles
 of connector

20: 20 poles
 24: 24 poles
 25: 25 poles
 26: 26 poles
 34: 34 poles
 40: 40 poles
 50: 50 poles

Board type & Connector maker

| | |
|-------------------|-----------------|
| 1H : MIL Standard | Hirose Electric |
| 1J : MIL Standard | Japan Aviation |
| 1T : MIL Standard | Omron Electric |
| 1F : MIL Standard | Fujitsu |
| 2M : Honda MR | Honda Tsushin |
| 3H : D-Sub | Hirose Electric |
| 4F : Fujitsu 360 | Fujitsu |
| 9D : DDK57 | DDK |

PCN series



PCN Series of “Slim” Body

Features

- The slim body is not only 40mm wide, just befitting the 35mm width of the DIN rail.
- The terminal block and connector connected to each other on the board leave no room for miss wiring.
- The terminal No's are connected one for one with the connector No's so that there is much freedom in circuit design.
- The new screw type greatly facilitates connecting work. The PCN series presents ample advantage if you use fork terminals.
- A lever system enables installation to and removal from the rail. No additional space is required on the back of the body as there is no need to use a tool for removal.
- The PCN series can be mounted either on the rail or directly on the surface.

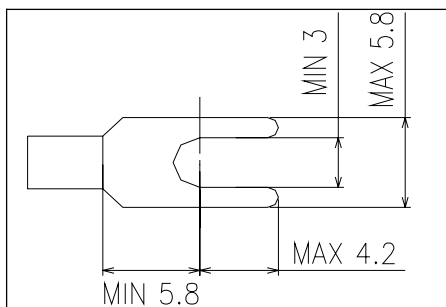
Characteristics

| | |
|--------------------------|-------------------------|
| Rated voltage | AC/DC125V |
| Rated current | 1A |
| Withstand voltages | 600V 1min |
| Insulation resistance | 100MΩ or above |
| Applicable wire | 1.25mm ² Max |
| Connecting screw | M3×8L |
| Standard clamping torque | 1.2N.m(12Kgf.cm) |
| Ambient temperature | -10°C — +50°C |

Materials

| | |
|----------------|----------------------|
| Terminal Block | Modified PPO UL94V-1 |
| Case | Modified PPO UL94V-1 |
| Board | Glass-epoxy t-1.6 |

Applicable crimp terminal



- Always turn your driver clockwise. Proposition of a unique “supported screw”
- Lever system for installation on and removal from the rail without use of any tool

PCN - 1 ※ □□

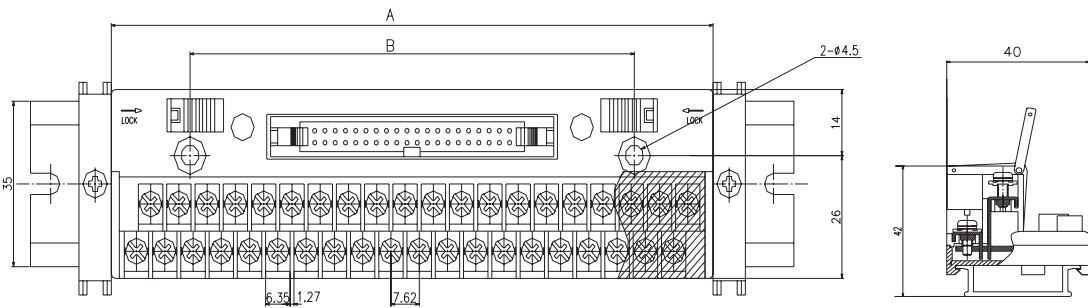
Model

Size A×B

Connector※

| | |
|----------|---------|
| PCN-1※20 | 86×65 |
| PCN-1※26 | 109×85 |
| PCN-1※34 | 140×110 |
| PCN-1※40 | 162×120 |
| PCN-1※50 | 200×160 |

Hirose Electric ※H
 Japan Aviation ※J
 Omron Electric ※T
 Fujitsu ※F



PCN - 2M □□ ※

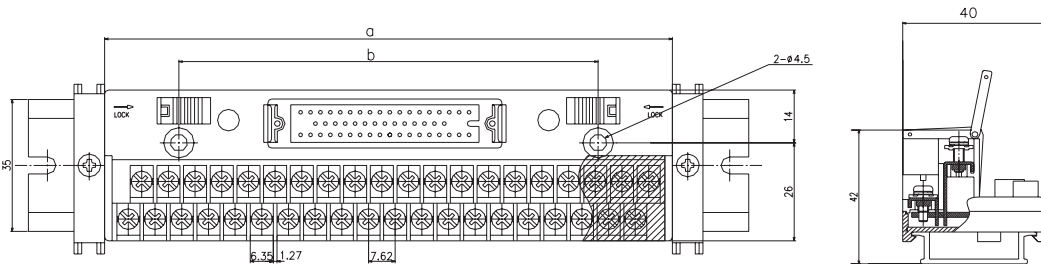
Model

Size A×B

Connector

| | |
|-----------|---------|
| PCN-2M20A | 86×65 |
| PCN-2M20B | 86×65 |
| PCN-2M34A | 140×110 |
| PCN-2M34B | 140×110 |
| PCN-2M50A | 200×160 |
| PCN-2M50A | 200×160 |

Honda Tsushin
 ※A : Male
 B : Female



PCN - 4F □□

Model

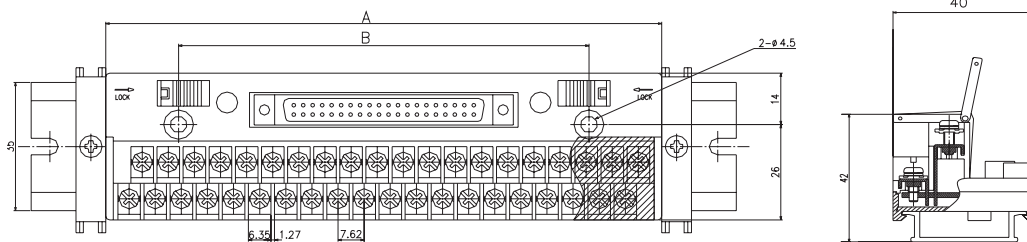
Size A × B

Connector

PCN-4F24 109 × 85

Fujitsu

PCN-4F40 162 × 120



PCN - 9D □□

Model

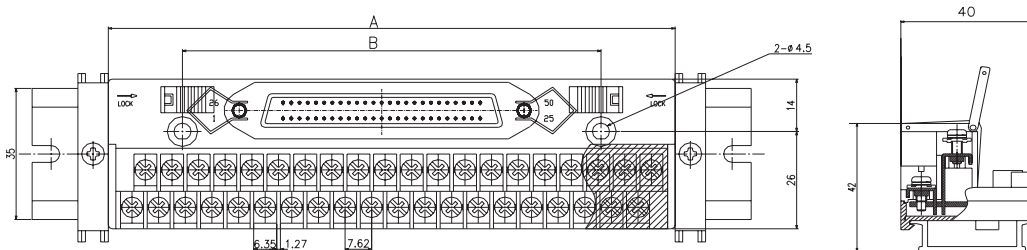
Size A × B

Connector

PCN-9D24 109 × 85

DDK

PCN-9D50 200 × 160



PCN - 3H25 ✖

Model

Size A × B

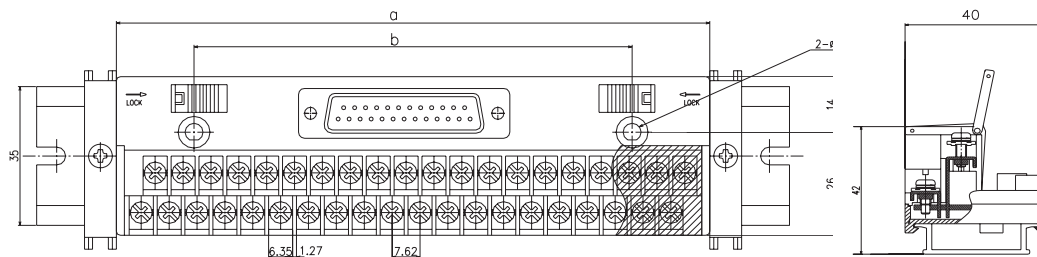
Connector

PCN-3H25A 109 × 85

HIROSE A:Male

PCN-3H25B 109 × 85

B:Female



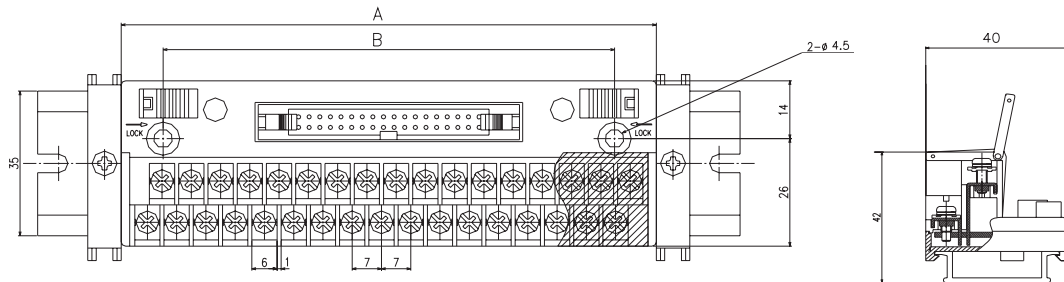
PCN7 series

PCN7 - 1 ※ □□

| Model | Size A×B |
|-----------|----------|
| PCN7-1※20 | 80×62 |
| PCN7-1※26 | 100×80 |
| PCN7-1※34 | 128×108 |
| PCN7-1※40 | 149×110 |
| PCN7-1※50 | 184×144 |

Connector※

Hirose Electric ※H
 Japan Aviation ※J
 Omron Electric ※T

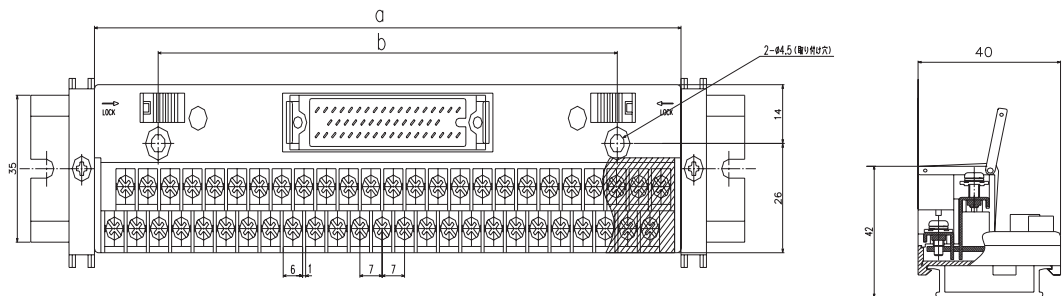


PCN7 - 2M □□ ※

| Model | Size A×B |
|------------|----------|
| PCN7-2M20A | 80×62 |
| PCN7-2M20B | 80×62 |
| PCN7-2M34A | 128×108 |
| PCN7-2M34B | 128×108 |
| PCN7-2M50A | 184×144 |
| PCN7-2M50A | 184×144 |

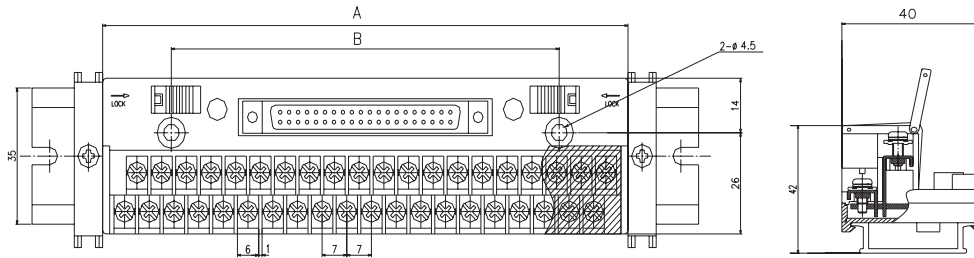
Connector

Honda Tsushin
 ※A: Male
 B: Female



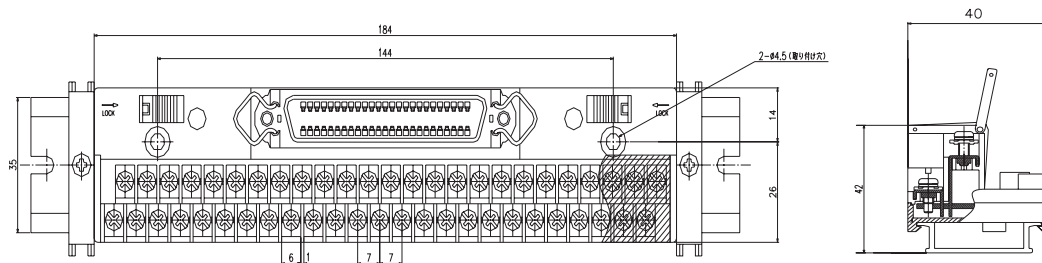
PCN7-4F□□

| Model | Size A×B | Connector |
|-----------|----------|-----------|
| PCN7-4F24 | 100×80 | Fujitsu |
| PCN7-4F40 | 149×110 | |



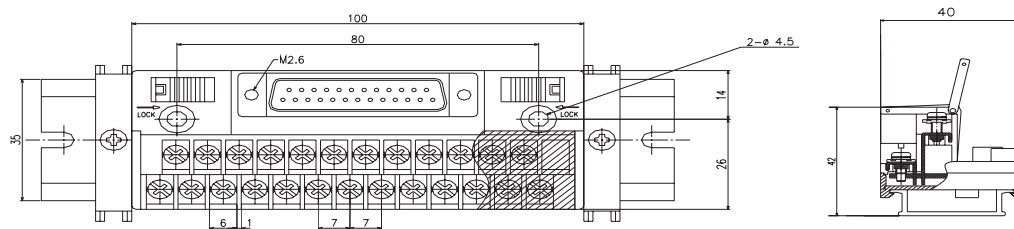
PCN7-9D□□

| Model | Size A×B | Connector |
|-----------|----------|-----------|
| PCN7-9D24 | 100×80 | DDK |
| PCN7-9D50 | 184×144 | |



PCN7-3H25※

| Model | Size A×B | Connector |
|------------|----------|---------------------------|
| PCN7-3H25A | 100×80 | HIROSE A:Mail B:Female |
| PCN7-3H25B | 100×80 | |



PCV5 series



FEATURES

- The spring force method is used to connect the wires which are vibration resistance and trouble free operation.
- For mounting, the standard 35mm-width DIN rail is compatible. The 5mm width with double deck design gives 30% space saving as compare to the traditional screw type.
- The connector mounted with PCV5 series is the standard connector with I/O module, pin header connector following the MIL standard.
- The mounted connector for connection with terminal PCB(printed circuit board) is the common and convenient 1:1 wire.
- This is the common type for mounting on to 35mm-width DIN rail or direct mounting

USAGE

- It is most suitable for the interface with the I/O connector mounted in the PLC(Sequencer), single board computer and PC card.
- It is most suitable for the reduction of wire connection in the control panel or in between panels.

Characteristics

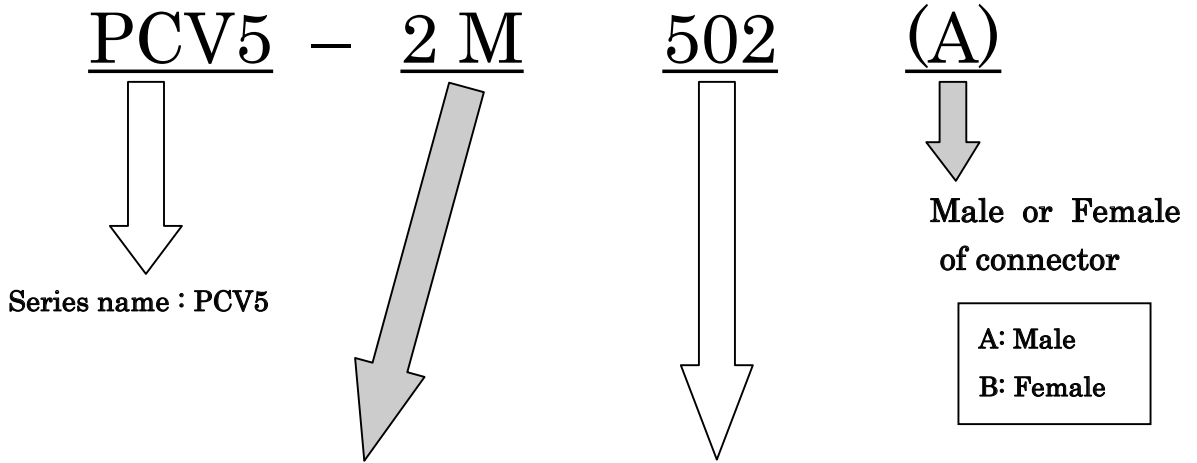
| | |
|-----------------------|-------------------------------------|
| Rated voltage | AC/DC125V |
| Rated current | 1A |
| Withstand voltages | 600V 1min |
| Insulation resistance | 100M Ω or above |
| Applicable wire | 1.25mm ² Max |
| Connecting screw | M3 \times 8L |
| Stripped length | 9 - 10mm |
| Ambient temperature | -25 $^{\circ}$ C — +60 $^{\circ}$ C |

Materials

| | |
|---------------------|----------------------|
| Terminal Block | 66 Nylon L94V-0 |
| Conducting plate | C2680R |
| Spring | SUS |
| Case :upper & lower | Modified PPO UL94-V0 |

Model Designation

Connector Terminal Block



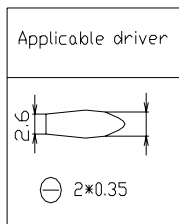
Board type & Connector maker

| | |
|-------------------|-----------------|
| 1H : MIL Standard | Hirose Electric |
| 1J : MIL Standard | Japan Aviation |
| 1T : MIL Standard | Omron Electric |
| 2M : Honda MR | Honda Tsushin |
| 4F : Fujitsu 360 | Fujitsu |
| 9D : DDK57 | DDK |

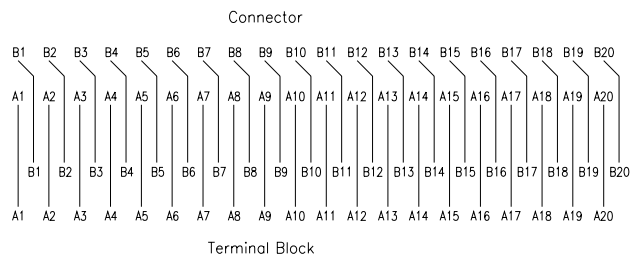
Number of poles of connector

| |
|----------------|
| 202 : 20 poles |
| 402 : 40 poles |
| 502 : 50 poles |

Applicable driver



Connecting Diagram (TOP VIEW)



PCV5 - 1 ※ □□2

Model

Size A × B

Connector ※

PCV5 - 1 ※ 2 0 2 5 7 × 4 9

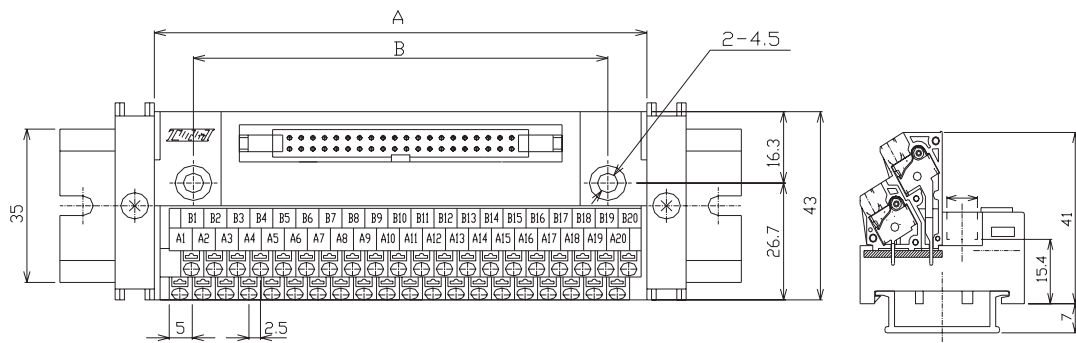
Hirose Electric ※H

PCV5 - 1 ※ 4 0 2 1 0 7 × 9 0

Japan Aviation ※J

PCV5 - 1 ※ 5 0 2 1 3 2 × 1 0 8

Omron Electric ※T



PCV5 - 2 M□□2※

Model

Size A × B

Connector

PCV5 - 2M2 0 2 A 5 7 × 4 9

Honda Tsushin

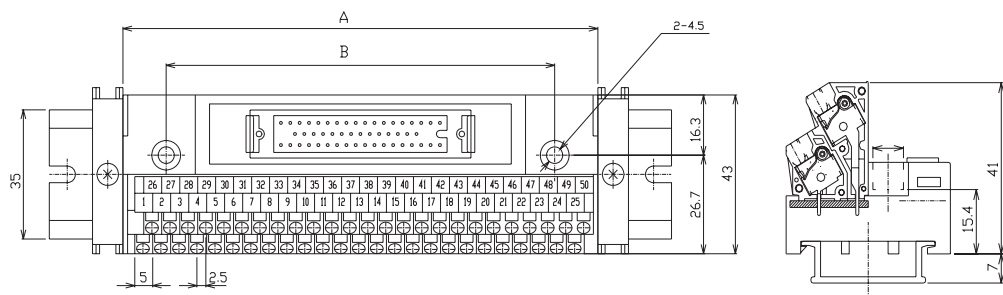
PCV5 - 2M2 0 2 B 1 0 7 × 9 0

※A : M a l e

PCV5 - 2M4 0 2 A 1 3 2 × 1 0 8

B : F e m a l e

PCV5 - 2M4 0 2 B 1 3 2 × 1 0 8



PCV5 – 4 F 4 0 2

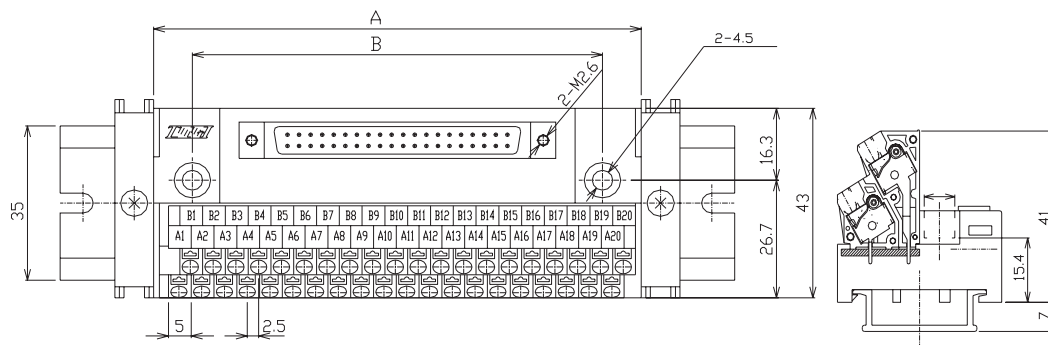
Model

Size A×B

Connector ※

PCV5 – 4 F 4 0 2 1 0 7 × 9 0

Fujitsu



PCV5 – 9 D 5 0 2

Model

Size A×B

Connector ※

PCV5 – 9 D 5 0 2 1 3 2 × 1 0 8

DDK

